


## Advance the ride


Designed with automotive styling, the Tempo is backed by proven engineering and a reputation for reliability. Plus, available connected technology supports course management and golfer entertainment.



Standard Colors (Molded-in)



Premium Colors (Molded-in)



Premium Painted Metallic Colors



# ViSAGE FLEET MANAGEMENT

Lower scores. Higher revenue.

We understand the power of numbers. It's why we offer our Visage Fleet Management system: proven technology that builds relationships, increases revenue opportunities, and helps you efficiently manage resources.



*New*

Distinctive, modern automotive styling

Premium comfort seats

*New*

Bag cover with magnetic latch

Dual sand bottles

Cooler

*New*

Sleek alloy wheels

Rust-proof aluminum frame

## EFI OVERHEAD CAM ENGINE

**PERFORMANCE:** Increased reliability, quieter valve train, reduced vibration, increased horsepower and improved fuel economy.

**VALUE:** The best warranty in golf means zero stress and excellent resale value.

**COST OF OWNERSHIP:** Lower operational, maintenance and fuel costs accrue year after year, repaying your investment in long-term returns. Tempo EFI has the lowest cost of ownership among typical four to five year fleet golf operations.

**FUEL ECONOMY:** Club Car's Tempo with EFI enjoys a 35% power boost over our previous gas engine while using 35% less fuel.



**EFFICIENT:** With energy costs high and getting higher, reducing consumption is the surest way to control costs.

**RELIABLE:** E.R.I.C. is constructed to handle whatever your staff and nature can dish out.

**INTELLIGENT:** Charger status lights, on-car dash light and audible alerts communicate the car is charging, the state of the charge cycle, battery state of charge and charger faults.

**CONNECTED\*:** Enjoy two-way communication via USB port, upload system updates and allow authorized Club Car technicians to download charger data.



## OPTIONS & ACCESSORIES

More accessories available, ask your Club Car sales representative for details.



Alloy Wheels



Tinted Windshield



Comfort Grip Steering Wheel




Bag Cover with Magnetic Latch



Divot Repair Sand Bottle



Caddy Master Cooler



Sand Trap Rake Kit



Ball and Club Cleaner



USB Port



Lighting Package

### Standard seat colors



White

Beige



Gray

Black

### Premium seat colors\*



Off-White

Light Beige



Camello

Black

\*Two-tone seats also available.



### GASOLINE



### ELECTRIC

<b>ENGINE</b>	OHC, 404 cc, single cylinder, air-cooled, splash-lubricated, 19.91 ft-lb (27.0 N-m) rated torque @ 2,400 rpm	N/A
<b>TURNING CIRCLE</b>	17' 4" (5.28m)	17' 4" (5.28m)
<b>HORSEPOWER</b>	14.0 hp (10.3 kW) rated @ 3,600 rpm	3.3 hp
<b>GOVERNOR GUARD</b>	Yes	N/A
<b>BATTERIES</b>	12-volt	(6) 8-volt, single point watering system
<b>CHARGER</b>	N/A	48 VDC 13.5 amp DC high frequency solid state charger
<b>STEERING</b>	Self-compensating double reduction helical rack & pinion	Self-compensating double reduction helical rack & pinion
<b>FRONT SUSPENSION</b>	Independent leaf spring w/dual hydraulic shocks	Independent leaf spring w/dual hydraulic shocks
<b>BRAKES</b>	Self-adjusting, rear wheel mechanical drum	Self-adjusting, rear wheel mechanical drum
<b>PARK BRAKE</b>	Foot operated, multi-lock	Foot operated, multi-lock
<b>BODY AND FINISH</b>	Molded-in color	Molded-in color
<b>TIRES</b>	18 x 8.50-8	18 x 8.50-8
<b>L x W x H</b>	91.5 x 47.25 x 68.5 in (232 x 120 x 174 cm)	91.5 x 47.25 x 68.5 in (232 x 120 x 174 cm)
<b>WHEELBASE</b>	65.5 in (166.4 cm)	65.5 in (166.4 cm)
<b>GROUND CLEARANCE</b>	4.5 in (11.4 cm)	4.5 in (11.4 cm)
<b>FUEL TANK CAPACITY</b>	6.0 gal (22.7 L)	N/A
<b>TREAD-FRONT &amp; REAR</b>	34.5 / 38.5 in (87.6 / 97.8 cm)	34.5 / 38.5 in (87.6 / 97.8 cm)
<b>CURB WEIGHT</b>	642 lb (291 kg)	903 lb (410 kg)
<b>FLOOR HEIGHT</b>	12 in (30.5 cm)	12 in (30.5 cm)
<b>FRAME TYPE</b>	Ladder-style aluminum box beam	Ladder-style aluminum box beam
<b>KICKPLATE</b>	Yes	Yes
<b>SPEED RANGE</b>	12-15 mph (19.3-24.1 kph)	7 speed settings: 5-15 mph (8-24.14 kph) 2 acceleration settings: Aggressive or traditional 3 pedal-up braking settings: None, mild and aggressive Speed fine adjustment in 0.1 mph (0.16 kph) increments
<b>LIMITED WARRANTY*</b>	5-year: Gas engine and transaxle 4-year: Canopy, electronics, pedal group, standard seats, suspension 3-year: Body panels, electric powertrain, premium seats 2-year: All remaining components Limited lifetime: Frame	4-year: Batteries (25,000 amp hours/4 years with authorized deionizer and filter system; otherwise, 20,000 amp hours/4 years), canopy, electronics, pedal group, standard seats, suspension 3-year: Body panels, electric powertrain, premium seats 2-year: All remaining components Limited lifetime: Frame

\*There are no warranties, express or implied, contained herein. See Limited Warranty found in the owner's manual or write to Club Car, LLC. Vehicle specifications are accurate for each model at the time of publication. The company reserves the right to make design changes without obligation to make these changes on units previously sold. These vehicles are designed and manufactured for off-road use only. They do not conform to Federal Motor Vehicle Safety Standards for automobiles or to FMVSS 500 for low-speed vehicles and are not equipped for operation on public streets, roads or highways.